

A European Partner for GPU Cloud Businesses

Explore HIVE's High Performing
Fleet For Your AI or LLM Expansion

FSE: **Y00.F** | Nasdaq: **HIVE** | TSX.V: **HIVE**





Standard Deviation For One Year, as of December 31, 2023

	One-Day	Ten-Day
Gold Bullion	±1%	±3%
S&P 500	±1%	±3%
Bitcoin	±2%	±7%
Nvidia	±3%	±10%
Tesla	±3%	±13%
MicroStrategy	±5%	±16%
HIVE Digital Technologies Ltd.	±6%	±25%

DNA Of Volatility

Understanding Risk



1 st

To go public on TSX.V
September **2017**

1 st

To develop its own
ASIC mining rig

1 st

To buy **data centers**

1 st

To be **green energy focused**

1 st

To **balance** the electrical grid

1 st

To have AI strategy with **GPU Chips**

Leadership Team



Frank Holmes
Executive Chairman



Aydin Kilic
President & CEO



Darcy Daubaras
CFO



Johanna Thörnblad
Sweden Country President



Gabriel Ibghy
General Counsel



Tickers

TSX-Venture:	HIVE
Nasdaq USA:	HIVE
German Exchange:	Y00.F

Financials

Shares Outstanding:	92.5M
Options:	3.5M
Warrants:	3.4M
RSUs:	1.5M

*As of December 31, 2023. Shareholder Data based on Public Filings

HIVE IS GREEN ENERGY FOCUSED IN CANADA, ICELAND & SWEDEN 🇨🇦 🇮🇸 🇸🇪



HIVE's Community Investment In Boden, Sweden



(\$M, AS OF December 31, 2023)

Healthy Balance Sheet

Funding operations through sale of coins and ATM proceeds



\$17.8 M

Cash on Hand

\$71.9 M

Digital Currencies

\$8.2 M

Amounts Receivable
& Prepays

\$104.8 M

Total Current Assets

\$6.9 M

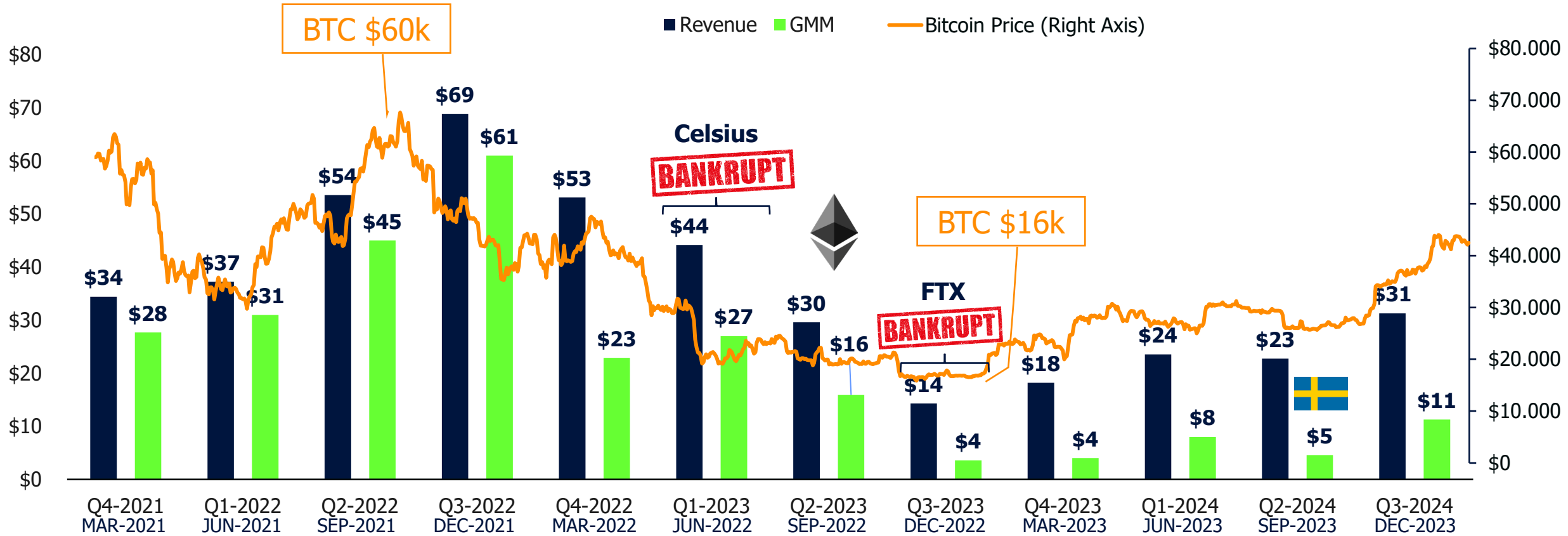
Investments

\$29.9 M

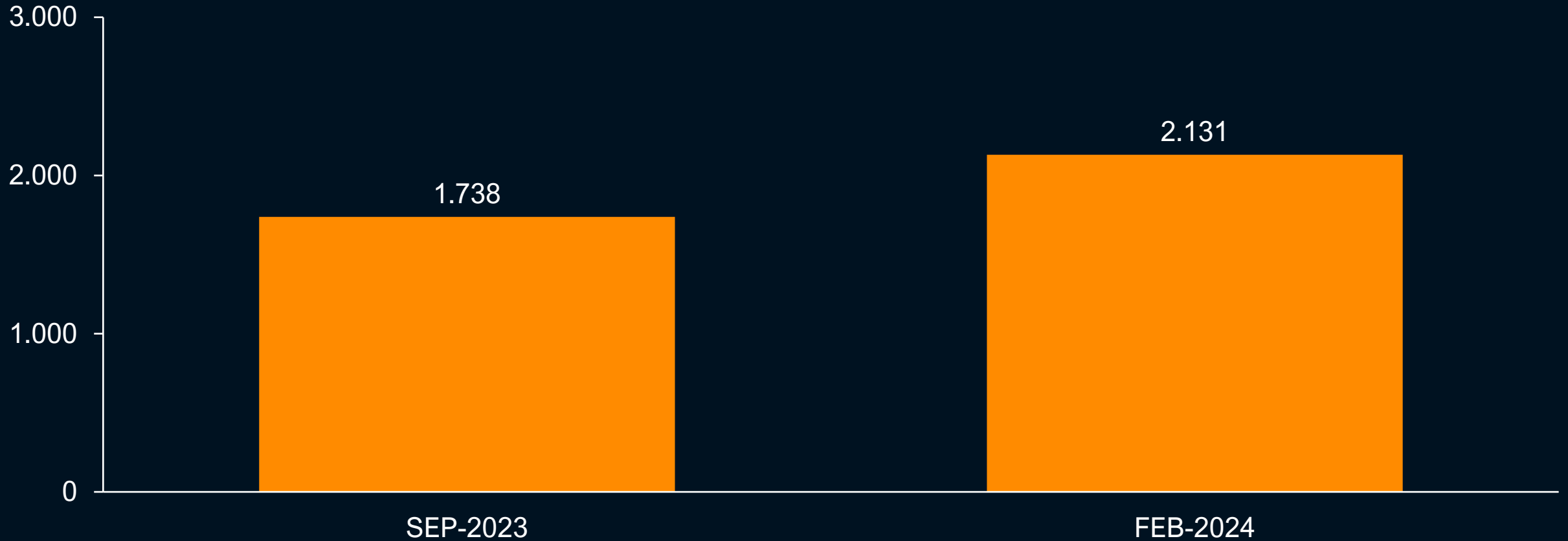
Total Current Liabilities

In Millions

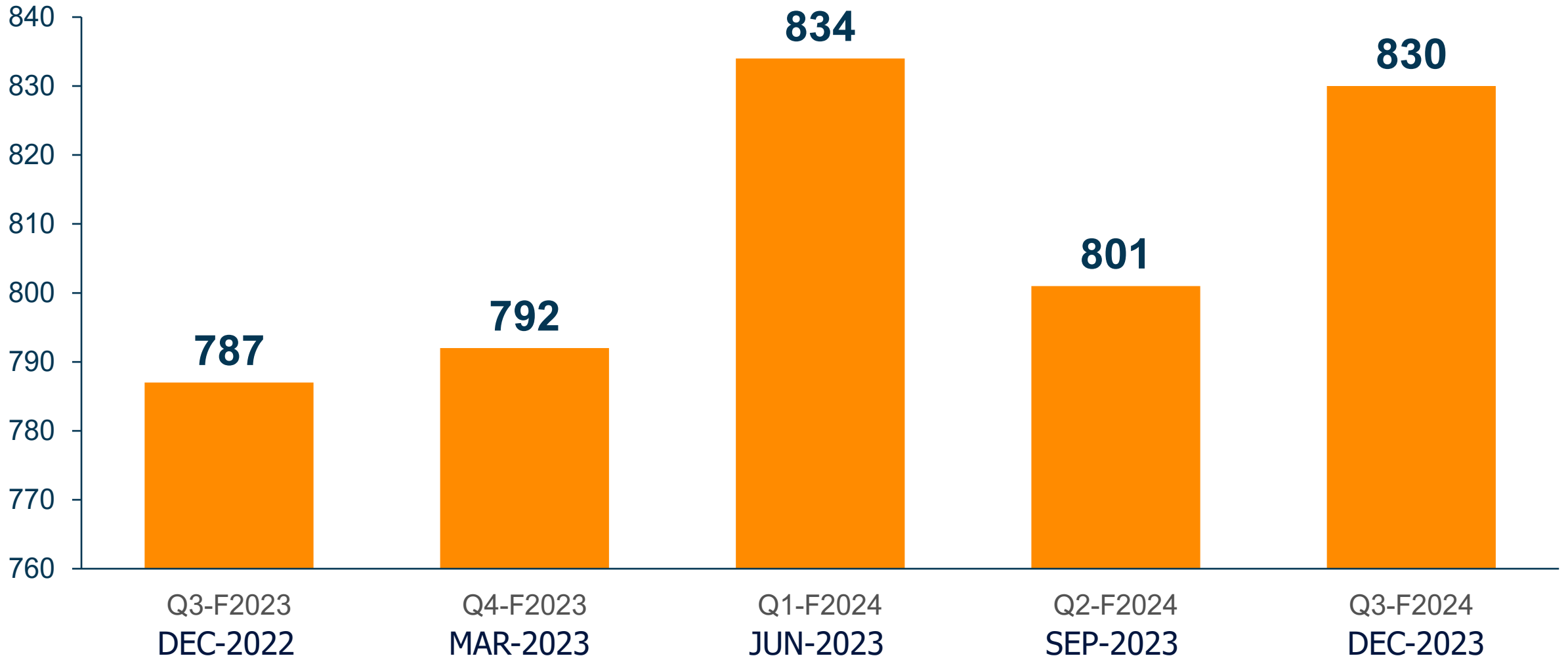
Revenue And Gross Mining Margin Over Last 3 Years



Bitcoin On The Balance Sheet



Bitcoin Mined By HIVE Per Quarter



2023 Bitcoin mined per EH/s by month

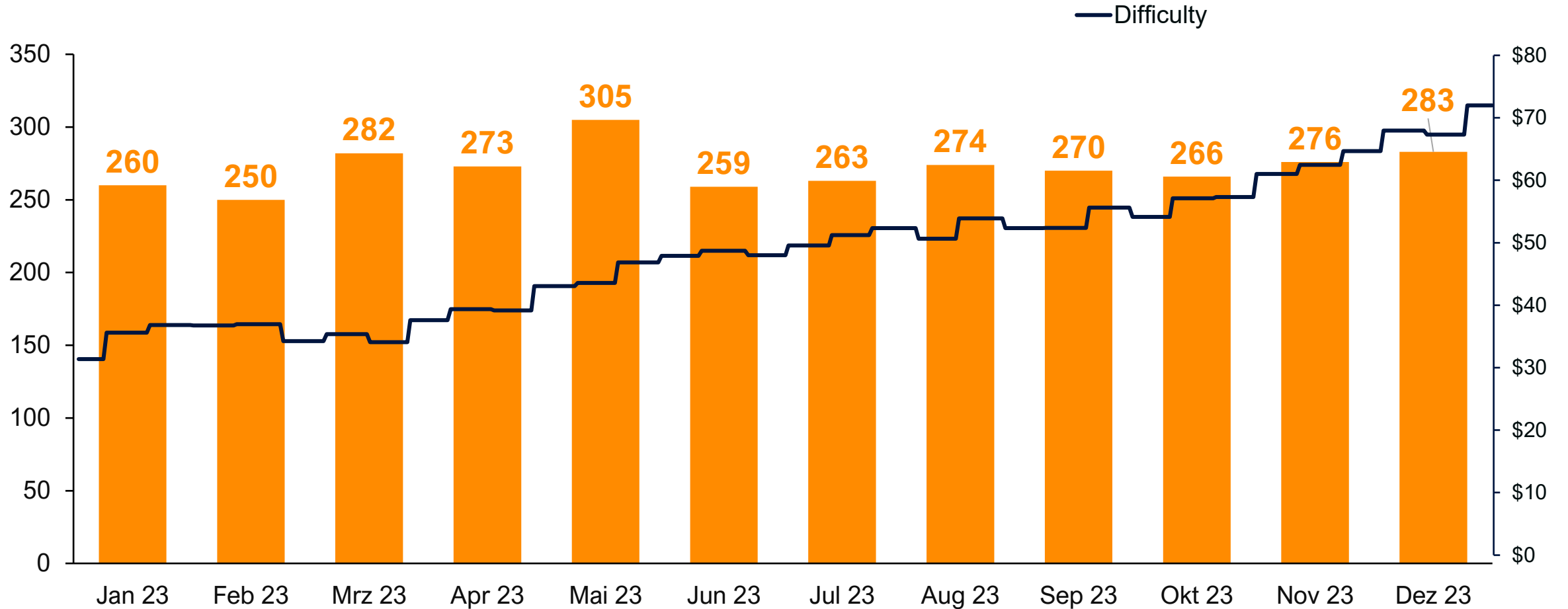


	Jan	Feb	Mar	Apr	May	Jun	Jul	Aug	Sep	Oct	Nov	Dec	Performance	
													Average	Rank
Bitfarms	110	91	92	81	98	77	76	75	70	67	66	72	81.3	1
HIVE	110	91	91	81	92	77	76	75	70	67	67	72	80.7	2
Iris Energy	109	90	90	80	92	77	76	75	70	67	66	72	80.5	3
SATO	109	90	91	80	90	75	75	74	69	68	68	72	80.0	4
DMG <small>BLOCKCHAIN SOLUTIONS</small>	110	84	90	80	90	75	75	74	70	67	67	70	79.2	5
CleanSpark	109	87	89	78	91	73	76	72	64	65	66	71	78.5	6
BIT DIGITAL	107	83	96	72	94	67	75	69	64	55	63	67	76.1	7
CORE SCIENTIFIC	90	82	88	76	88	69	67	64	64	60	63	70	73.3	8
TERA WULF	79	72	83	82	83	71	70	70	66	63	65	67	72.4	9
MARATHON <small>DIGITAL HOLDINGS</small>	96	81	79	50	89	55	84	56	65	63	51	83	71.0	10
BITDEER	59	70	64	58	75	63	58	53	67	64	56	65	62.6	11
RIOT	80	71	66	61	64	44	38	31	33	41	45	70	53.6	12
HUT 8	75	62	50	51	57	46	45	40	50	43	53	63	52.9	13

December-2022 Through December-2023

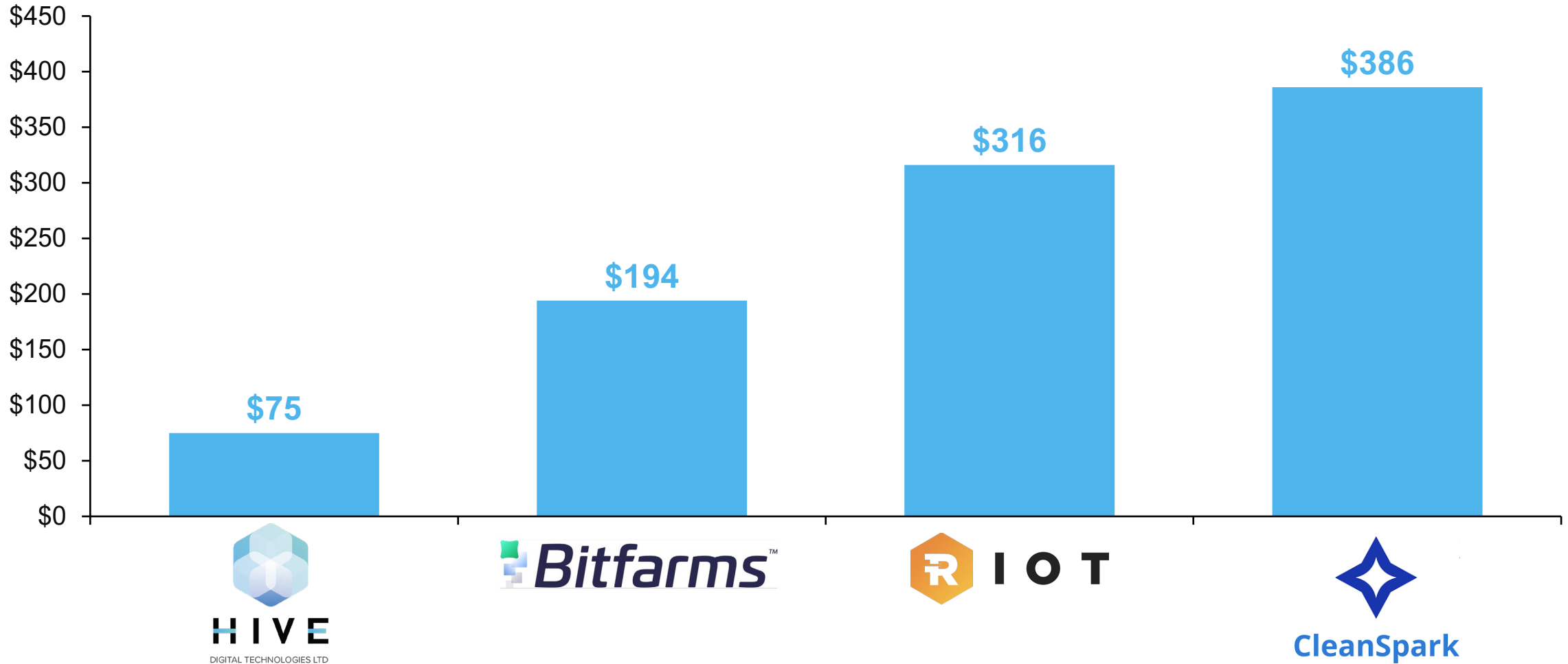
Bitcoin Mined With ASICs and GPUs

**3,261 Bitcoin mined
in last 12 months**



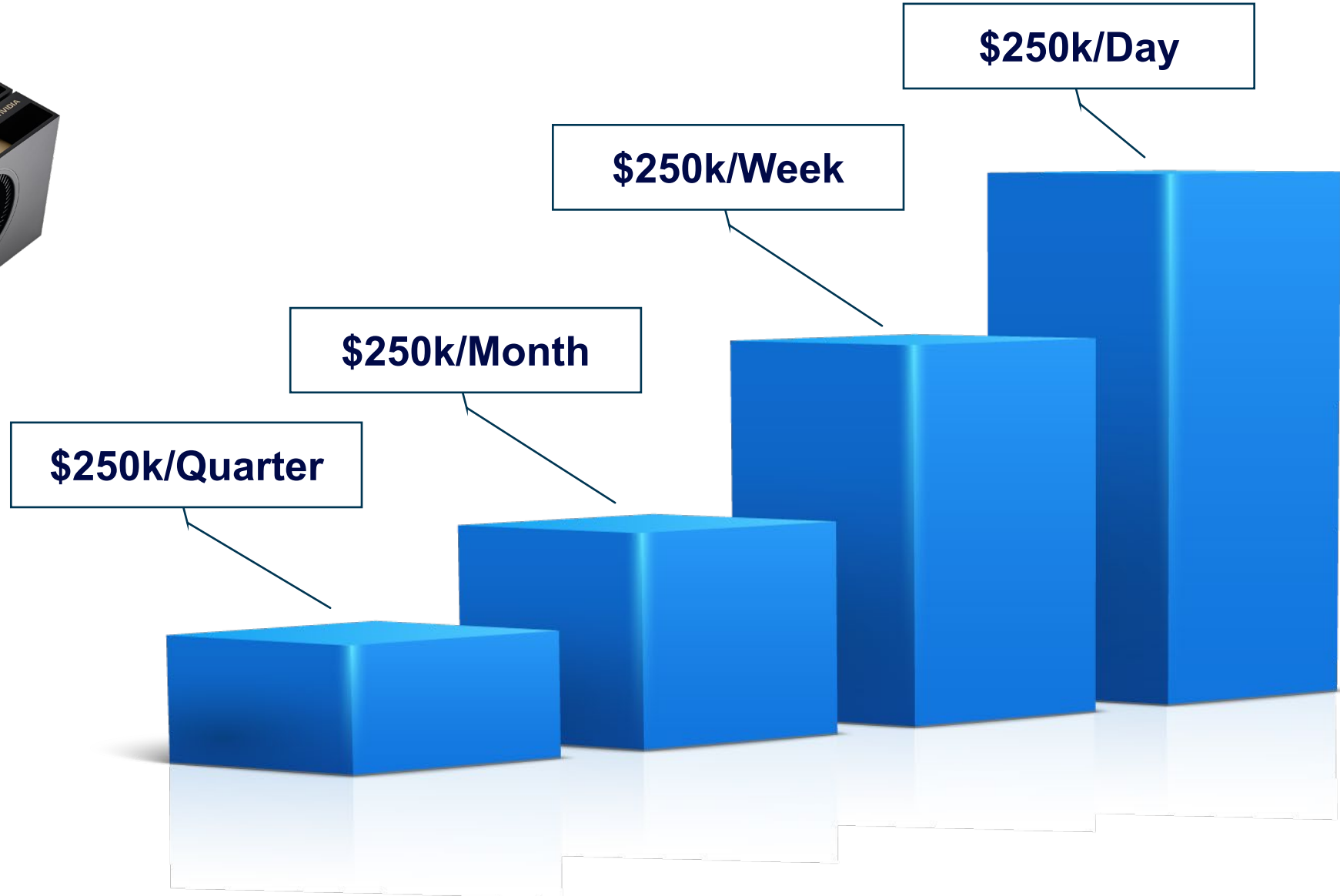
Book Value In Millions USD Per Exahash, As of February 26, 2024

HIVE Looks Extremely Undervalued vs. Mining Peers



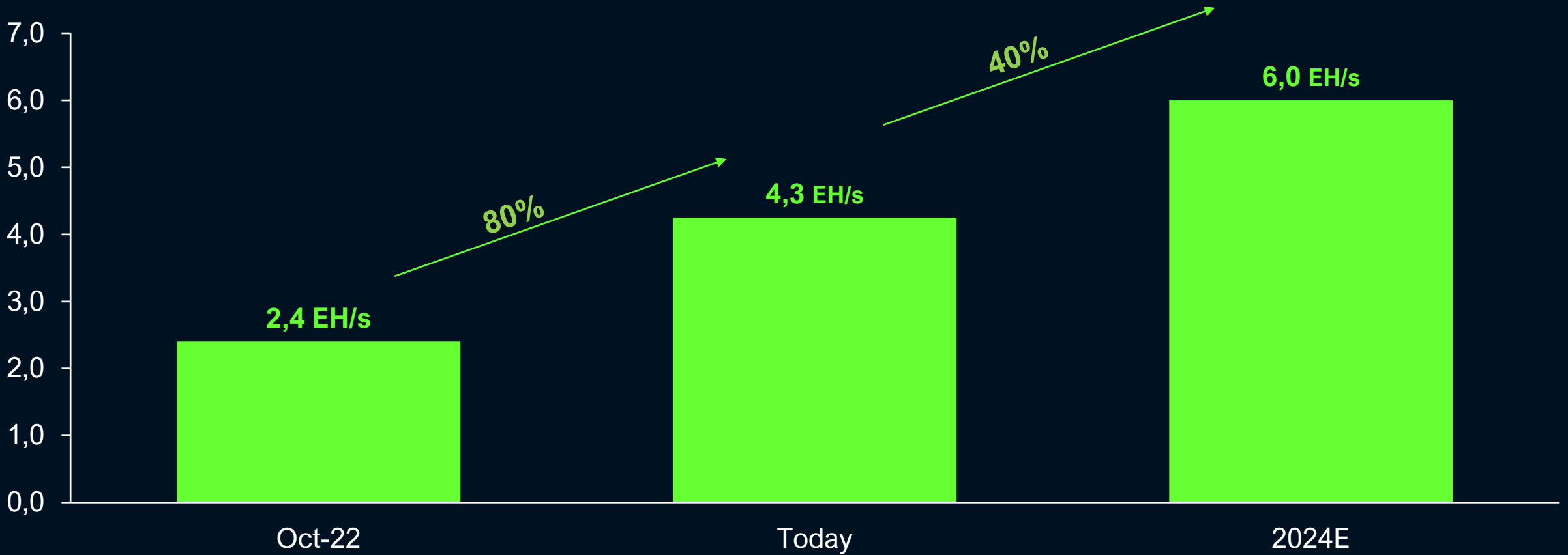
HIVE's HPC Strategy and AI Vision For Growth

HIVE's Potential – Ai Strategy



October 2022 through 2024 Projection

HIVE's Hashrate Growth Profile



HIVE Provides Solutions For Your Growing Demand

Sweden Benefits

- > Member of the **European Union**
- > **Cold climate** helps to operate favorably
- > HIVE's data center facility is **100% green**
- > **Renewable energy** from nearby hydro power plant
- > HIVE's ingenuity can help **reduce your future carbon footprint**





HIVE Nasdaq Listed


HIVE Digital Technologies Ltd.



AI Outlook



HIVE Cloud



GPU Revolution

READY TO DO BUSINESS WITH HIVE DIGITAL?

Get In Contact With Us

Email: wolfgang.seybold@axino.com

Phone: +49-711-82 09 72 11

Mobile: +49-171-20 70 81 7

axino capital



HIVE

DIGITAL TECHNOLOGIES LTD